



Victoria Road Primary School

Working together for a bright future





Working together for a bright future

School Annual Report

Each year the Department of Education (DET) provides schools with a summary of results compared to similar schools and schools in the state of Victoria. Our results are in red. 'Strong and Exceeding' refers to children who have achieved results above expected levels for their age.

Reading Year 3

School percentage of students
in Strong or Exceeding:

Latest year
(2024) 2-year
average

75.9% 69.5%

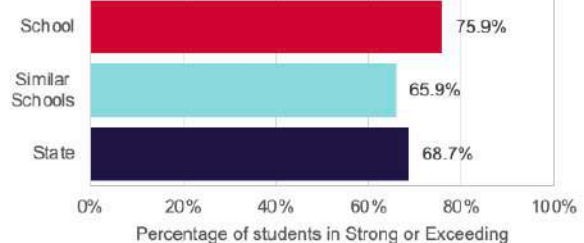
Similar Schools average:

65.9% 65.2%

State average:

68.7% 69.2%

NAPLAN Reading (latest year) Year 3



Reading Year 5

School percentage of students
in Strong or Exceeding:

Latest year
(2024) 2-year
average

76.5% 77.8%

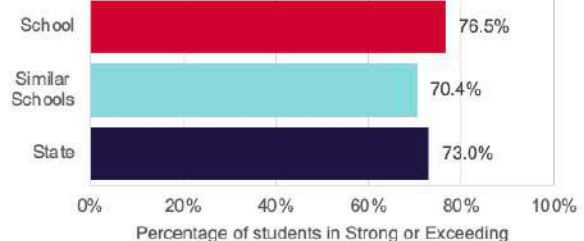
Similar Schools average:

70.4% 72.5%

State average:

73.0% 75.0%

NAPLAN Reading (latest year) Year 5



Numeracy Year 3

School percentage of students
in Strong or Exceeding:

Latest year
(2024) 2-year
average

78.6% 72.9%

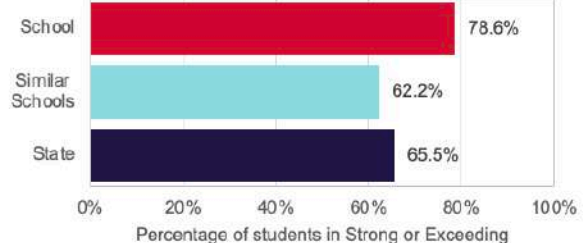
Similar Schools average:

62.2% 62.7%

State average:

65.5% 66.4%

NAPLAN Numeracy (latest year) Year 3



Numeracy Year 5

School percentage of students
in Strong or Exceeding:

Latest year
(2024) 2-year
average

88.6% 82.4%

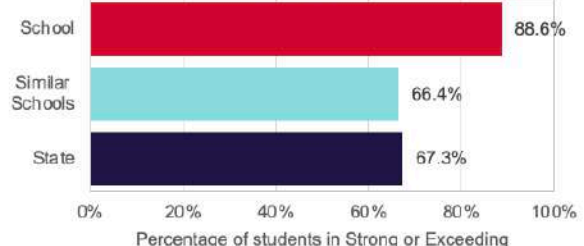
Similar Schools average:

66.4% 63.8%

State average:

67.3% 67.6%

NAPLAN Numeracy (latest year) Year 5





Working together for a bright future

Student Opinion Data

Student opinion data is collected across the state in the Attitudes to School Survey every year. Our student results are in red. They have demonstrated outstanding responses to questions about a wide range of questions about their educational experience in our school. They feel cared for in their school and know they have trustworthy adults at school they can ask for help. They see Victoria Road as a stimulating place to learn and are fully aware of the dispositions of a great learner.

When asked about how effective our teaching was the response from our students was overwhelmingly positive. Our co-teaching model assists us in delivering engaging learning experiences in a calm environment where learning behaviours are exemplary.

Sense of Connectedness Years 4 to 6

School percentage endorsement:

Latest year
(2024)

89.9%

4-year
average

84.5%

Similar Schools average:

73.8%

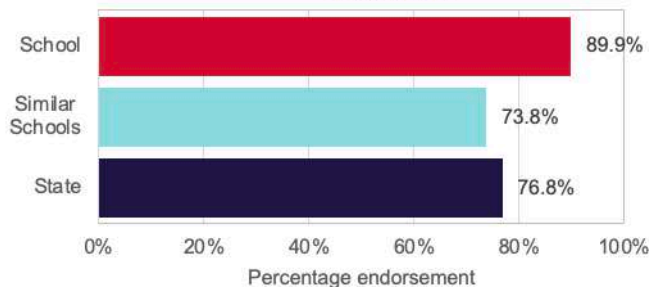
76.1%

State average:

76.8%

77.9%

Sense of Connectedness (latest year) Years 4 to 6



Management of Bullying Years 4 to 6

School percentage endorsement:

Latest year
(2024)

91.6%

4-year
average

84.1%

Similar Schools average:

74.2%

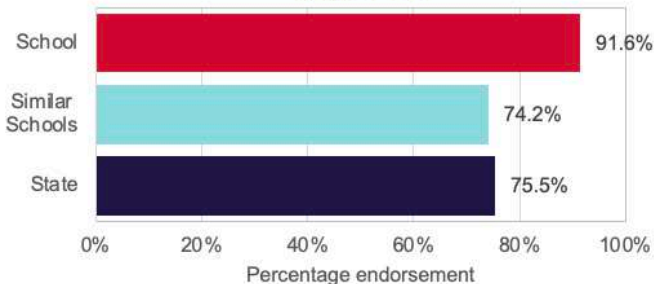
76.1%

State average:

75.5%

76.3%

Management of Bullying (latest year) Years 4 to 6



Percentage Endorsement in 2024 (%) ⓘ

Stimulated learning for students in Years 4 to 6

96%

Your school

78%

Similar schools

78%

Network

77%

State

Percentage Endorsement in 2024 (%) ⓘ

Effort for students in Years 4 to 6

88%

Your school

76%

Similar schools

76%

Network

78%

State

When asked about their relationships with teachers at our school, our students responded in such a way that the dedication of our teaching and leadership teams was well recognised.

Percentage Endorsement in 2024 (%) ⓘ

Motivation and interest for students in Years 4 to 6

91%

Your school

74%

Similar schools

74%

Network

76%

State

Percentage Endorsement in 2024 (%) ⓘ

Advocate at school for students in Years 4 to 6

93%

Your school

88%

Similar schools

89%

Network

87%

State

Percentage Endorsement in 2024 (%) ⓘ

Sense of connectedness for students in Years 4 to 6

90%

Your school

74%

Similar schools

76%

Network

77%

State

Working together for a bright future





Every year children across Australia sit the NAPLAN series of assessments. We are excited this year to see our outstanding results in all areas of Literacy and Numeracy and encouraged about the positive impact our Co-teaching and Thinking Culture models are having on the lives of our students and teachers.

Below is a summary of how our grade 3 and 5 students performed against similar schools and the Network (consisting of over 30 schools in our local area). As you can see, we have outperformed in 9 of the 10 areas. As a school community, we should all be proud of these results and encouraged about the life long implications this knowledge and learning will have on the lives of our children.



Working together for a bright future

YEAR 3 DATA

Exceeding or Strong students in 2024 (%) ⓘ

For students in Year 3, Reading

76%

Your school

66%

Similar schools

71%

Network

Exceeding or Strong students in 2024 (%) ⓘ

For students in Year 3, Writing

96%

Your school

76%

Similar schools

86%

Network

Exceeding or Strong students in 2024 (%) ⓘ

For students in Year 3, Spelling

73%

Your school

51%

Similar schools

60%

Network

Exceeding or Strong students in 2024 (%) ⓘ

For students in Year 3, Numeracy

79%

Your school

62%

Similar schools

68%

Network

Exceeding or Strong students in 2024 (%) ⓘ

For students in Year 3, Grammar and Punctuation

62%

Your school

48%

Similar schools

55%

Network



Working together for a bright future

YEAR 5 DATA

Exceeding or Strong students in 2024 (%) ⓘ

For students in Year 5, Reading

76%

Your school

70%

Similar schools

73%

Network

Exceeding or Strong students in 2024 (%) ⓘ

For students in Year 5, Writing

82%

Your school

71%

Similar schools

73%

Network

Exceeding or Strong students in 2024 (%) ⓘ

For students in Year 5, Spelling

57%

Your school

60%

Similar schools

65%

Network

Exceeding or Strong students in 2024 (%) ⓘ

For students in Year 5, Numeracy

89%

Your school

66%

Similar schools

70%

Network

Exceeding or Strong students in 2024 (%) ⓘ

For students in Year 5, Grammar and Punctuation

66%

Your school

59%

Similar schools

65%

Network



Working together for a bright future

Staff Opinion Data



Staff opinion data is collected across the state in the Staff Opinion Survey. Our staff results are in orange and reflect the continual improvement taking place over time at Victoria Road Primary School. Our collaborative approach and high level professional learning has benefitted our teachers, students and the overall thinking and learning culture at VRPS.

Here's what our teachers say when surveyed about our school in the Department of Education Staff Survey.

When asked about our school climate, teachers believe that we have a strong collective focus on student learning, this includes academic and social learning.

Endorsement in 2024 (%) ⓘ

School Climate for all respondents

87%
Your school

76%
Similar schools

80%
Network

78%
State

Endorsement in 2024 (%) ⓘ

Staff trust in colleagues for all respondents

91%
Your school

81%
Similar schools

84%
Network

83%
State

Staff Opinion Data cont.

When asked about the professional learning we undertake at VRPS, our teachers highlighted the important work we undertake together in our field of expertise.

Endorsement in 2024 (%) ⓘ

Professional Learning for all respondents

85%

Your school

79%

Similar schools

81%

Network

76%

State

Endorsement in 2024 (%) ⓘ

School level support for all respondents

81%

Your school

78%

Similar schools

81%

Network

74%

State

Endorsement in 2024 (%) ⓘ

Collective participation for all respondents

83%

Your school

81%

Similar schools

85%

Network

79%

State

When asked to reflect on our School Leadership Team, our teachers highlighted the strong commitment to a positive learning culture and excellence across all domains that our team is committed to at VRPS.

Endorsement in 2024 (%) ⓘ

School Leadership for all respondents

86%

Your school

81%

Similar schools

82%

Network

79%

State

Endorsement in 2024 (%) ⓘ

Instructional Leadership for all respondents

97%

Your school

81%

Similar schools

83%

Network

80%

State

Endorsement in 2024 (%) ⓘ

Leaders' Support for Change for all respondents

88%

Your school

77%

Similar schools

80%

Network

78%

State