



Victoria Road Primary School

Working together for a bright future

STOP THE PRESS!!

We know that data can be boring to look at, but we encourage you to look at the data below and read through the explanations. Victoria Road Primary School is really kicking goals and we are proud to share these snap shots that indicate how well we are doing as a school community.





Working together for a bright future

Student Academic Data

'Top three bands' refers to children who have achieved results above expected levels for their age. The children from our school who are in the top three bands are recorded in yellow. Compare their results against that of similar schools and the state of Victoria.

Numeracy Year 3

School percentage of students in the top three bands:

Latest year (2022)

68.8%

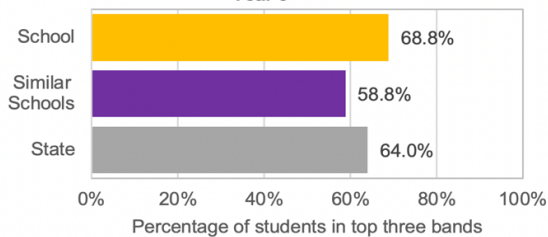
Similar Schools average:

58.8%

State average:

64.0%

NAPLAN Numeracy (2022) Year 3



Reading Year 3

School percentage of students in the top three bands:

Latest year (2022)

83.9%

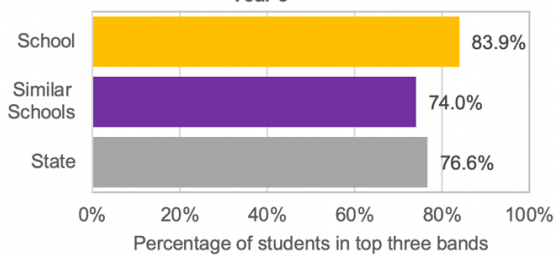
Similar Schools average:

74.0%

State average:

76.6%

NAPLAN Reading (2022) Year 3



Reading Year 5

School percentage of students in the top three bands:

Latest year (2022)

75.0%

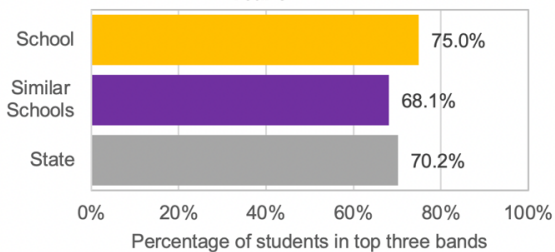
Similar Schools average:

68.1%

State average:

70.2%

NAPLAN Reading (2022) Year 5



Numeracy Year 5

School percentage of students in the top three bands:

Latest year (2022)

57.1%

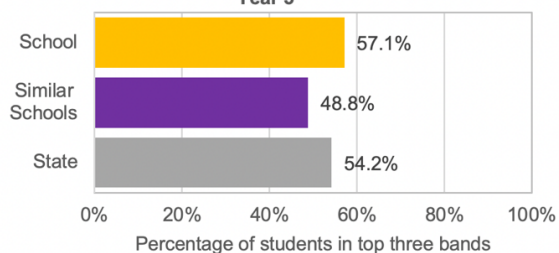
Similar Schools average:

48.8%

State average:

54.2%

NAPLAN Numeracy (2022) Year 5





Working together for a bright future

Student Opinion Data

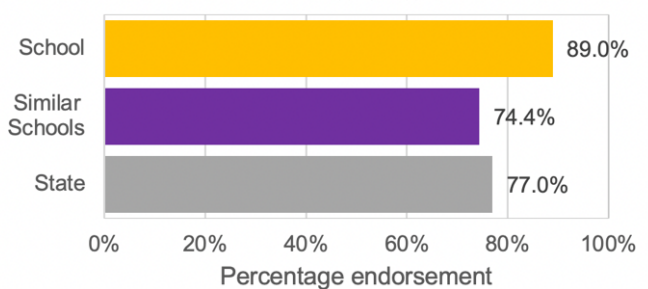
Student opinion data is collected across the state in the Attitudes to School Survey every year. Our student results are in yellow, they have demonstrated outstanding responses to questions about a wide range of questions about their educational experience in our school. They feel cared for in their school and know they have trustworthy adults at school they can ask for help. They see Victoria Road as a stimulating place to learn and are fully aware of the dispositions of a great learner.

When asked about how effective our teaching was the response from our students was overwhelmingly positive. Our co-teaching model assists us in delivering engaging learning experiences in a calm environment where learning behaviours are exemplary.

Sense of Connectedness Years 4 to 6

	Latest year (2023)	4-year average
School percentage endorsement:	89.0%	80.1%
Similar Schools average:	74.4%	76.3%
State average:	77.0%	78.5%

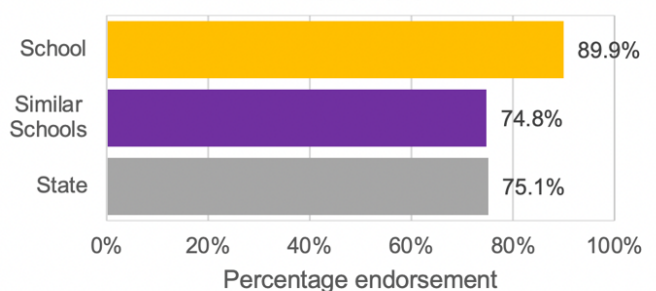
Sense of Connectedness (latest year) Years 4 to 6



Management of Bullying Years 4 to 6

	Latest year (2023)	4-year average
School percentage endorsement:	89.9%	80.1%
Similar Schools average:	74.8%	75.8%
State average:	75.1%	76.9%

Management of Bullying (latest year) Years 4 to 6



Student Opinion Data cont.

Percentage Endorsement in 2023 (%)

Effective classroom behaviour for students in Years 4 to 6

91%

Your school

76%

Similar schools

78%

Network

77%

State

Percentage Endorsement in 2023 (%)

Differentiated learning challenge for students in Years 4 to 6

93%

Your school

84%

Similar schools

83%

Network

84%

State

Percentage Endorsement in 2023 (%)

Stimulated learning for students in Years 4 to 6

88%

Your school

77%

Similar schools

74%

Network

77%

State

When asked about their own learner characteristics and dispositions, our students highlighted how important they believe attendance at school to be. The level of motivation and confidence they have in themselves as learners is outstanding.

Percentage Endorsement in 2023 (%)

Self-regulation and goal setting for students in Years 4 to 6

89%

Your school

82%

Similar schools

82%

Network

83%

State

Percentage Endorsement in 2023 (%)

Attitudes to attendance for students in Years 4 to 6

94%

Your school

84%

Similar schools

84%

Network

85%

State

Percentage Endorsement in 2023 (%)

Sense of confidence for students in Years 4 to 6

91%

Your school

74%

Similar schools

74%

Network

76%

State

Percentage Endorsement in 2023 (%)

Motivation and interest for students in Years 4 to 6

85%

Your school

75%

Similar schools

74%

Network

77%

State

When asked about their relationships with teachers at our school, our students responded in such a way that the dedication of our teaching and leadership teams was well recognised.

Percentage Endorsement in 2023 (%)

Effort for students in Years 4 to 6

91%

Your school

76%

Similar schools

75%

Network

78%

State

Percentage Endorsement in 2023 (%)

Teacher concern for students in Years 4 to 6

80%

Your school

74%

Similar schools

71%

Network

73%

State

Percentage Endorsement in 2023 (%)

High expectations for success for students in Years 4 to 6

97%

Your school

94%

Similar schools

93%

Network

93%

State





Working together for a bright future

Staff Opinion Data



Staff opinion data is collected across the state in the Staff Opinion Survey. Our staff results are in orange and reflect the continual improvement taking place over time at Victoria Road Primary School. Our collaborative approach and high level professional learning has benefitted our teachers, students and the overall thinking and learning culture at VRPS.

Here's what our teachers say when surveyed about our school in the Department of Education Staff Survey.

When asked about our school climate, teachers believe that we have a strong collective focus on student learning, this includes academic and social learning.

Collective focus on student learning for Principal and teacher class respondents

Principal and teacher class



Academic emphasis for Principal and teacher class respondents

Principal and teacher class



Staff Opinion Data cont.

When asked about the professional learning we undertake at VRPS, our teachers highlighted the important work we undertake together in our field of expertise.

School level support for Principal and teacher class respondents

Principal and teacher class

91%

Your school

76%

Similar schools

72%

Network

73%

State

Collective participation for Principal and teacher class respondents

Principal and teacher class

100%

Your school

82%

Similar schools

75%

Network

78%

State

Active participation for Principal and teacher class respondents

Principal and teacher class

82%

Your school

72%

Similar schools

70%

Network

68%

State

When asked to reflect on our School Leadership Team, our teachers highlighted the strong commitment to a positive learning culture and excellence across all domains that our team is committed to at VRPS.

Intellectual Stimulation for Principal and teacher class respondents

Principal and teacher class

93%

Your school

83%

Similar schools

76%

Network

81%

State

Parent and Community Involvement, Engagement, and Outreach for Principal and teacher class respondents

Principal and teacher class

94%

Your school

86%

Similar schools

86%

Network

84%

State

Cultural Leadership for Principal and teacher class respondents

Principal and teacher class

93%

Your school

84%

Similar schools

80%

Network

80%

State

Working together for a bright future



Parent Opinion Data



Parent opinion data is collected across the state in the Parent Satisfaction Survey. Our parents report that they are very satisfied with the direction our school is taking and our child centred approach to teaching and learning. Communication from the school, leadership and teachers is appreciated and clear. Parents feel the school environment at Victoria Road is safe, nurturing and a stimulating place to learn.

Here's what our Parents had to say in the Department of Education Parent Opinion Survey.

When asked about cognitive engagement at VRPS, our parents reported opinions that reflected a superior response when compared with similar schools, the network and state averages.

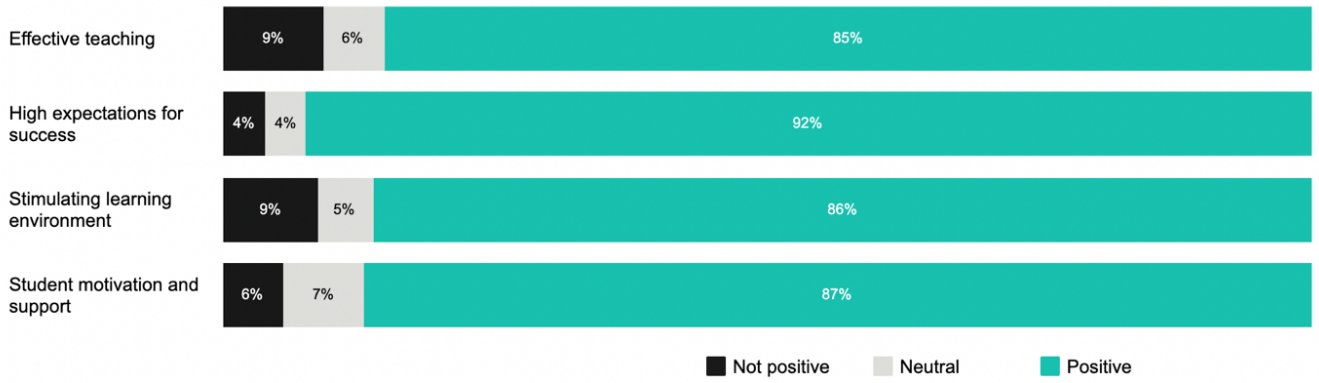
Percentage Endorsement in 2023(%)

For Student cognitive engagement - All



Percentage Endorsement in 2023 (%)

For Student cognitive engagement



Our parents are also very positive when asked about their involvement in the school and the physical surrounds their children learn and play in every day.

Parent and Community Involvement, Engagement, and Outreach for Principal and teacher class respondents

Principal and teacher class

94%

Your school

86%

Similar schools

86%

Network

84%

State

For School ethos and environment - Physical Environment

96%

Your school

83%

Similar schools

84%

Network

83%

State



Working together for a bright future